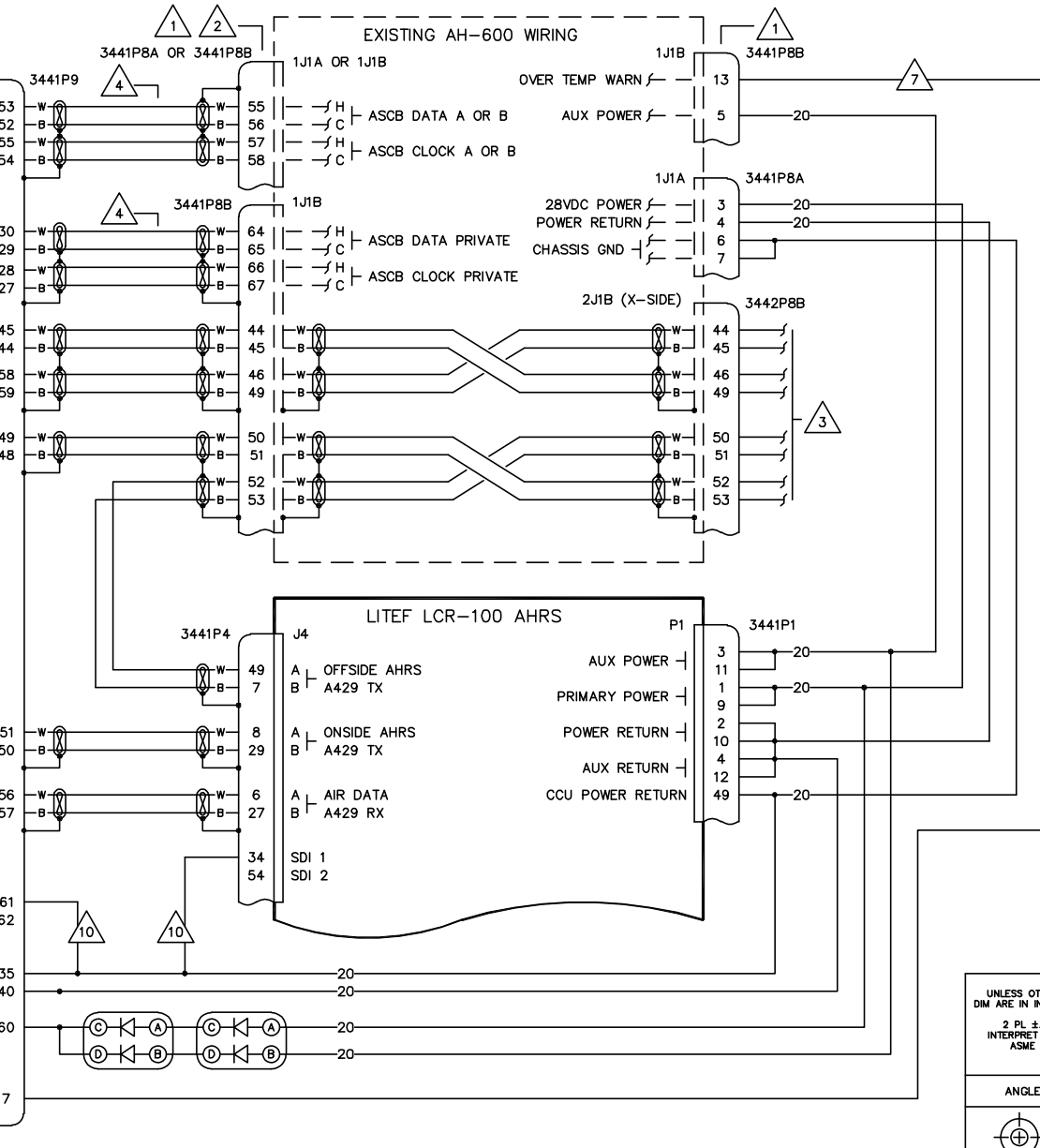



CANAAN AVIONICS
U1713 DIGITAL ADAPTER



NOTES:
 1. THE U1713 ADAPTER AND LCR-100 AHRS INTERFACES THROUGH EXISTING AHC-600 WIRING, AND INTERFACES THROUGH THE EXISTING CONNECTOR. SPECIFY CONNECTOR PN: DPX2NE-67MP67MP-34B (OR EQUIV) FOR THE ARINC 404 CONNECTOR 1J1A/B AND PN: M24308/4-4 (OR EQUIV) TO INTERFACE WITH THE EXISTING AC-801 AHRS CONTROLLER CONNECTOR 5J1.

2. EACH U1713 ADAPTER CONVERTS ARINC 429 TO ASCB ATTITUDE AND HEADING DATA FOR BOTH THE LEFT AND RIGHT AHRS.
 - FOR THE #1 AHRS, WIRE ASCB ADAPTER HARNESS TO J1A PINS 55-58.
 - FOR THE #2 AHRS, WIRE ASCB ADAPTER HARNESS TO J1B PINS 55-58.

3. USING AVAILABLE PINS ON THE EXISTING ARINC 404 CONNECTORS FROM THE LEFT AND RIGHT AH-600 AHRS, INSTALL CROSS-TALK WIRING TO THE OFFSIDE U1713 ADAPTER AND LCR-100 AHRS.

4. USER SILVER-PLATED WIRE SPECIFICALLY DESIGNED FOR ASCB BUS ONLY, PIC WIRE PN: T12243.

5. JUMPER THE FLUX VALVE WIRING AT THE EXISTING CONNECTOR TO PASS FLUX VALVE SIGNALS TO THE LCR-100 AHRS.

6. REPURPOSE THE EXISTING CONTROL WIRES FOR THE NEW AHRS CONTROL PANEL.

7. THE EXISTING "AHRS 1/2 OVHT" ANNUNCIATOR SIGNAL IS REPURPOSED TO ANNUNCIATE LCR-100 AHRS AND U1713 ADAPTER FAILURES. MASK OVER THE "OVHT" PORTION ON THE INSIDE OF THE TRANSFER PANEL ANNUNCIATOR WITH BLACK KAPTON TAPE SO THAT IT ONLY ILLUMINATES AS "AHRS 1" AND "AHRS 2" RESPECTIVELY. SEE CANAAN AVIONICS FOR RELEVANT AFMS PROCEDURES FOR NEW ANNUNCIATION.

8. ARINC 429 DATA IS RECEIVED FROM THE LCR-100 AND CONVERTED TO ASCB DATA. THE LEFT U1713 CONVERTS BOTH LEFT AND RIGHT "A" DATA FROM BOTH AHRS, AND THE RIGHT U1713 CONVERTS THE "B" DATA RESPECTIVELY. FOR AIRCRAFT EQUIPPED WITH ELECTRONIC ADI'S, THE U1713 TRANSMITS PRIVATE-LINE ASCB DATA FOR ATTITUDE DISPLAY.

9. THE U1713 RECEIVES ASCB DATA FROM THE ONSIDE AIR DATA COMPUTER AND CONVERTS THE DATA TO ARINC 429 FOR THE LCR-100 AHRS.

10. STRAP IDENT PER UNIT NUMBER. NOT ALL REQUIRED LCR-100 STRAPS SHOWN.

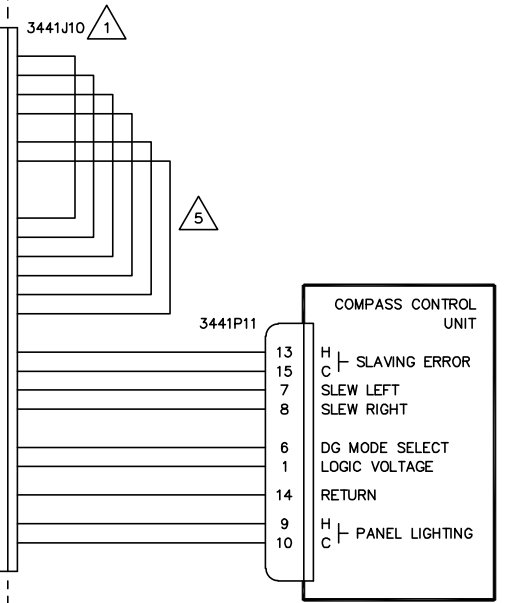
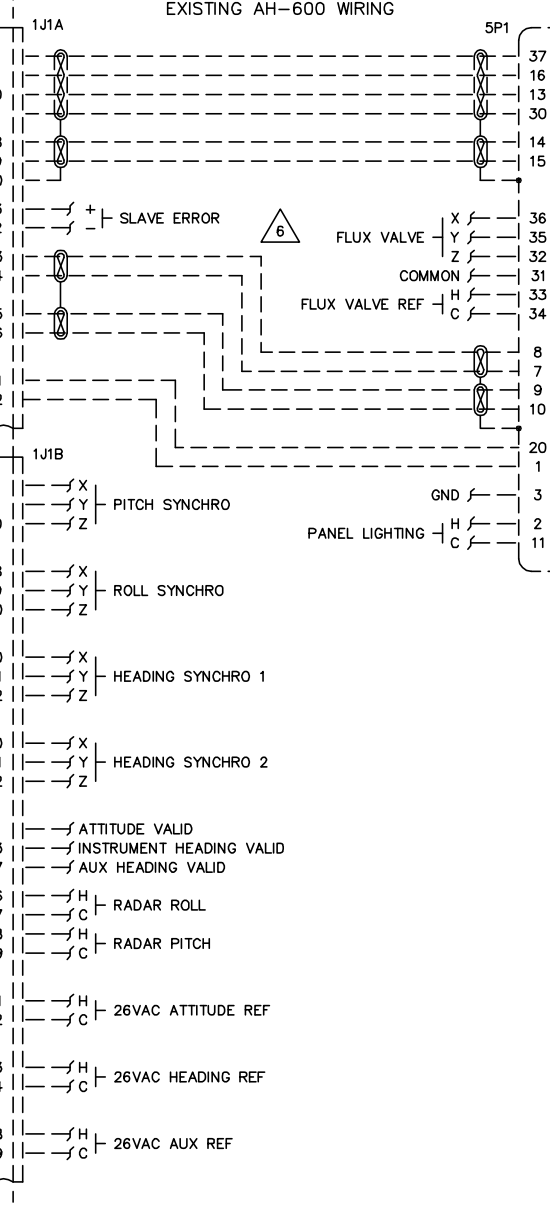
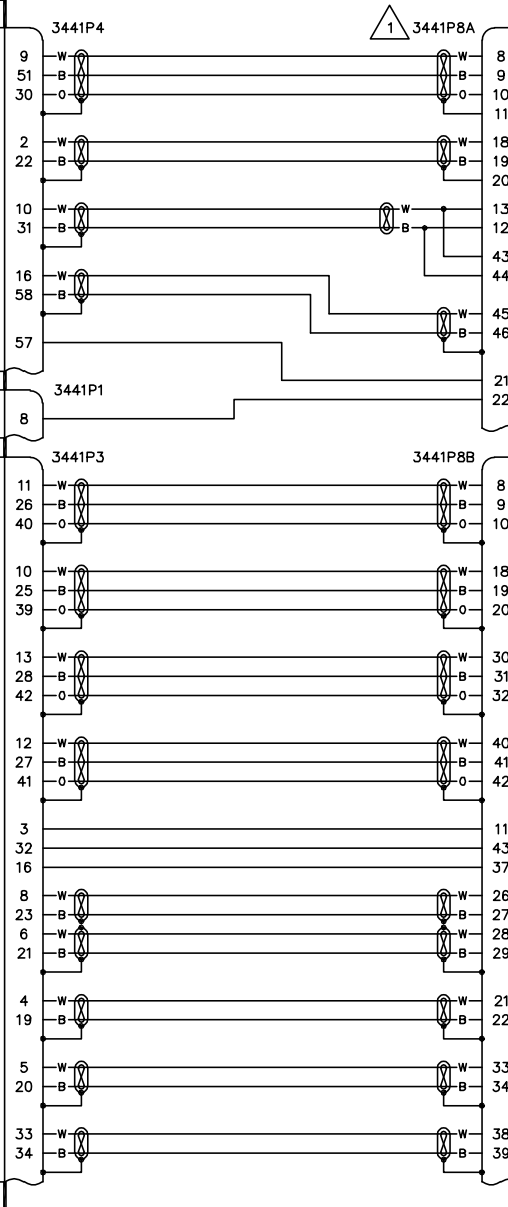
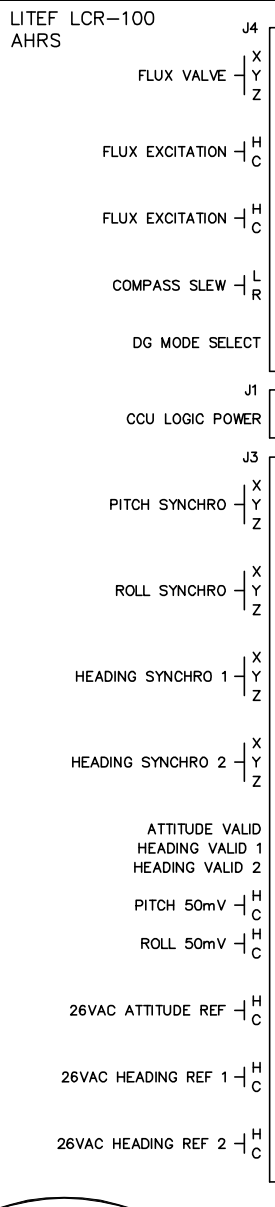
UNLESS OTHERWISE SPECIFIED DIM ARE IN INCHES TOL ON ANGLE ± .010 2 PL ± .03 3 PL ± .010 INTERPRET DIM AND TOL PER ASME Y14.5 - 1994	ACCEPTANCE	DATE	www.canaanavionics.com	
	DRAWN M.RICHARDSON	7.22.18		
ANGLE PROJECTION 	CHK'D		Canaan-avionics	
	STRESS			
ACCEPTED			U1713 DIGITAL INTERFACE ADAPTER -1-06 AHRS ASCB ADAPTER LCR-100 AHRS TO ASCB ADAPTER	
	SIZE	CAGE	DWG NO	REV
	A		U1713-1-06-D05	A
SCALE: NTS		SHEET: 1 OF 2		

4

3

2

1



SIZE	CAGE	DWG NO	REV
A		U1713-1-06-D05	A
SCALE: NTS		SHEET: 2 OF 2	

3

2

1